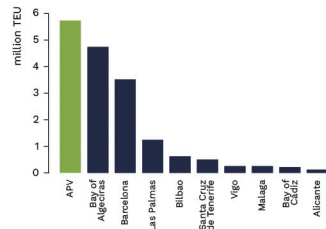


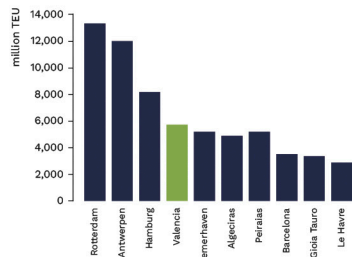
## 1st port in Spain

Ranking in number of containers (TEU)



## 4th port in Europe

Ranking in number of containers (TEU)



## Valenciaport's contribution to Spain's total port traffic



**40%**  
Import / export containers traffic



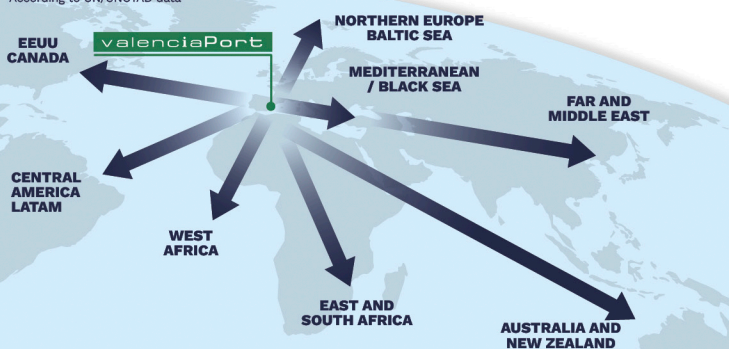
**20%**  
Ro-Ro traffic



**20%**  
Automobile traffic

## Best connected port in the Mediterranean

According to UN/UNCTAD data



## Donations delivered to date

**Aportem**  
PUERTO SOLIDARIO VALENCIA  
DECLARADA DE UTILIDAD PÚBLICA

**5,500** units  
of esports equipment

**18,800** items  
of clothing

**20** tonnes  
of food

**32,000** hygiene products

**5,500** educational games and toys

**600** children with ophthalmological examination/revision

**62.500** units of school supplies

Collaborates per year with:  
**36 organisations**  
**+1,000 children**  
**+250 families**  
**+100 immigrants**

Aportem is made up of 40 companies, institutions and individuals from the Port Community to promote CSR in the area of influence of the Port of Valencia, prioritising the most vulnerable people in neighbouring districts.

# ECONOMIC and SOCIAL IMPACT report Valenciaport

*At the service of business and people*

**valenciaport**  
Autoridad Portuaria de Valencia

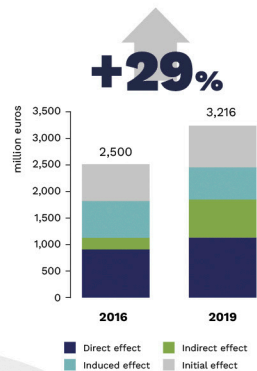
**Afi** **prometeia**

2019 Data

# Gross Value Added

**3,216 million euros (M€)**

**of Gross Value Added** Valenciaport contributes to the Valencian economy and its hinterland (area of influence) with a Gross Value Added (GVA) of 3,216 million euros (M€); this amount is equivalent to the 3.07% of the Gross Domestic Product (GDP) of the Valencian Region. In 2016, GVA reached 2,400 M€. In the last year without "COVID effect" (2019) it was 3,216 M€, an increase of 29%.



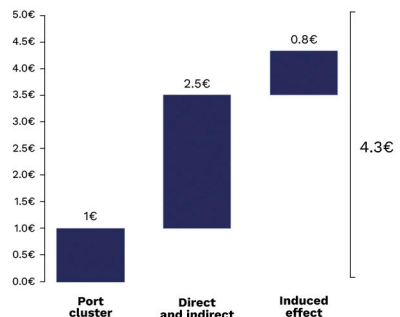
**Total Impact**  
**3,216 M€**  
**3.07% of Valencian Region's GDP**

**DIRECT EFFECT**  
**1,144**  
million euros

**INDIRECT EFFECT**  
**713**  
million euros

**INITIAL EFFECT**  
**737**  
million euros

**INDUCED EFFECT**  
**622**  
million euros



## MULTIPLIER EFFECT GVA

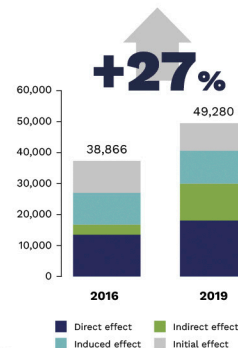
For every euro of Gross Value Added (GVA) generated by the Valenciaport port cluster, the Valencian economy generates another 2.5 euros directly and indirectly and 0.8 euros in an induced way.

**1€ = 3.3€**

# Employment

**Valenciaport generates nearly 50,000 jobs**

The three ports of the Port Authority of Valencia (PAV) have generated a total of 49,280 jobs in 2019, 10,414 more than in 2016, which represents a growth of 27%. The employment created by Valenciaport represents 2.5% of the total number of jobs in the Valencian region, according to the study carried out by International Financial Analysts (AFI) and Prometeia.



**Total Impact**  
**almost 50,000**  
**2.5% of the Valencian Region**

**DIRECT EFFECT**  
**17,973**

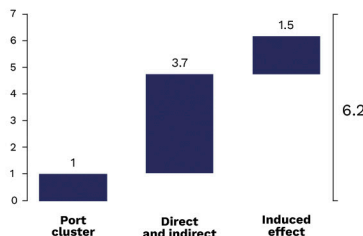
**INDIRECT EFFECT**  
**11,606**

**INDUCED EFFECT**  
**11,797**

**INITIAL EFFECT**  
**7,904**

## MULTIPLIER EFFECT EMPLOYMENT

For every job created by the companies of the Valenciaport port cluster, another 5 jobs are generated.

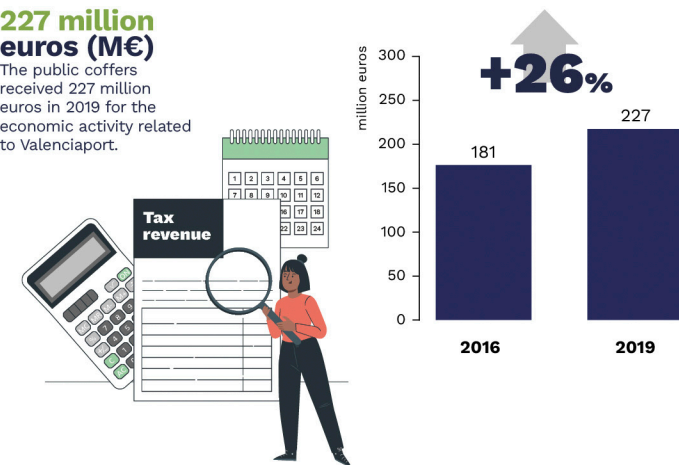


**1 person = 5 people**

# Tax revenue

**227 million euros (M€)**

The public coffers received 227 million euros in 2019 for the economic activity related to Valenciaport.



# Wages

The gross wages of the port companies have almost doubled the average of the Valencian Region, and their knock-on effect means that wages that directly or indirectly derive from Valenciaport's activity are also above the average

